



**MASS**  
**CUSTOM SUITS**

# WHAT TO EXPECT

---

**WITH YOUR NEW CUSTOM ORDER  
( BREAK IN & HOW IT WILL FIT )**



**PLEASE NOTE THE BELOW IMPORTANT INFO REGARDING YOUR  
ORDER — ESPECIALLY REGARDING FITMENT.**

# INDEX



HOW WILL IT FEEL	<u>3</u>
FITMENT & BUILD	<u>4</u>
FITMENT EXPECTATIONS	<u>5</u>
BREAK-IN PERIOD	<u>6</u>
FITMENT ADJUSTMENTS	<u>7</u>
ORDER NOT FITTING	<u>8</u>
REPAIR PROCESS	<u>9</u>
CONTACT	<u>10</u>




# HOW WILL IT FEEL WHEN FIRST FITTING?

Your suit/ jacket may feel **tight when you first fit** – this is completely normal.

Custom suits are **designed to fit close to your body** to ensure:

- Better protection and performance
- A cleaner, more aerodynamic fit
- Long-term comfort once broken in



**Your suit is engineered for on-bike performance, not everyday comfort.**

**Custom fitting garments require a “break-in period” to fit correctly.**




**It is built to:**

## **FITMENT & BUILD**

- **Protect you at high speeds & perform under race conditions**
- **Keep armour in correct position to absorb impact during an incident**

**Not to:**

- **Feel loose or relaxed like everyday wear**
- **Fit like fashion apparel**



**Our suit build that you can expect**

- **Pre-curved arms and legs for riding position**
- **Snug fit to keep armour correctly positioned**
- **Slightly loose buttocks area - tighten when in riding position**
- **Tight in some areas when standing upright (this is normal)**



# FITMENT & EXPECTATIONS

**KEEP IN MIND - CUSTOM FITMENT IS DIFFERENT TO OFF THE RACK FITMENT**

- It **will not feel like a hoodie, casual jacket or casual pants**
- It **will not feel like your “old suit or jacket”**
- It may feel tight, firm, or restrictive at first
- **Mobility improves significantly in riding position**
- **Every rider’s body is different – fit perception varies**

**The right “mindset”**

**Professional riding gear – not casual clothing**



# BREAK-IN PERIOD

- **Mandatory break-in** is required - **10-20 hours** of use
- **Required** for the **leather to stretch** & mould to your body correctly
- Break-in period required before raising fitment concerns
- Areas like shoulders, arms, and legs will loosen slightly with use - **do not be alarmed it is “too tight”**

**Recommended “break-in”  
10-20 hours of use**




# FITMENT ADJUSTMENTS

## Why we don't alter immediately Altering too early can:

- Result in an **incorrect final fit after break-in**
- **Remove the intended performance fit** of the suit
- Lead to **unnecessary costs** - when it **stretches out** it may **need to be altered again** for correct fitment
- **Early alterations** considered only in **extreme cases**


**Break-in period is mandatory before alterations are to be made**



# WHAT IF MY ORDER IS STILL NOT FITTING CORRECTLY?

If, **after proper use and “break-in”**, you still experience discomfort the **steps to take are as follows:**

- Download our fitment guide from our site or request us to send to you - [download fitment guide here](#)
- Submit **clear photos/videos** of the **concern areas** with the suit or jacket fitted
- Make use of supplied measurement tape with your order
- Submit additional **measurements photos** of the areas of concern (**as per the guide - hold tape measure and take photos**)
- Submit Form on our website - [Submit here](#)



# What happens next after I have submitted my fitment concerns

- We will **investigate and provide feedback** on what to do next - **Time frame: 5 - 7 working days**
- **Alterations, correction and inspection: 5 - 7 working days**
- **Alterations are done locally & not shipped back to the factory**



Feel free to get in touch if you are in need of further assistance




[MASS.SOUTHAFRICA@GMAIL.COM](mailto:MASS.SOUTHAFRICA@GMAIL.COM)



[+2760 549 2210](tel:+27605492210)



[WWW.MASSCUSTOMSUITSRSA.CO.ZA](http://WWW.MASSCUSTOMSUITSRSA.CO.ZA)



Give us a follow

